



Mobile Wave 3

E²P Dashboards, Business Intelligence & Reporting

●●● Overview



The Business Intelligence (BI) tools of MW3 Ecosystem Enabling Platform (E²P) help turning data into knowledge. The E²P Dashboard will simplify the decision-making process of the executives of the organization by providing easy access to real-time business intelligence across all areas of your organization.

E²P Dashboard and Reports deliver the information you need, organized the way you want to see it using widgets and panels. The widgets are powered by reports - either standard reports or custom reports. E²P's reporting and document management

capabilities were designed around Crystal Reports, the powerful, industry-leading standard business reporting software from SAP.

●●● Key Features

- View data from every area of the company, or only one
- A collection of widgets, selected by the user
- Multiple dashboard widgets, with a variety of level of detail, can be built and customized by each business user
- The widgets are located in a window within E²P and can be moved as desired within E²P or outside of E²P on a single monitor or a second monitor
- Over 100 standard reports & documents out of the box
- All reports and documents can be previewed on screen before printing
- Integrated with the world's leading reporting software, Crystal Reports®
- Create customized documents with rich content & professional design elements
- Organize & manage all reports in the E²P Report Catalog
- Easily distribute information in popular file formats
- Print any screen by clicking on the print screen button on the toolbar
- Print display grids by simply clicking with the right mouse button

● ● ● Key Benefits

Get personalized, useful information for each user, delivered with a flexible, simple-to-use interface, allowing every member of the organization to gain the knowledge they need to make better decisions - whether dealing with vendors, prospects, customers or employees.



● ● ● **E²P Places Wealth of Information at Users' Fingertips:** With customizable reports, managers can slice, dice, dissect & consolidate valuable business data to uncover possibilities, implement improvements & develop winning strategies.

● ● ● **User Defined Reports:** Each user can create, organize and display their data in the way that makes the most sense to them. Includes over 100 reports & documents out of the box including a customizable dashboard.

● ● ● **Per User Customized Dashboard:** The E²P dashboard helps executives and employees do the following and more:


- Explore, uncover and analyze decision alternatives.
- Anticipate trends and identify opportunities.
- Expedite problem solving and increase organizational control.
- Real-time visualization of key performance indicators (KPIs).
- Facilitate communication, learning and collaboration across the organization.




● ● ● Contacts


 33 Ibrahim Abo El Naga Street, Nasr City, Cairo, Egypt.

 08000 693 693

 info@mw3.com.eg

 Facebook.com/MobileWave3

 Twitter.com/MobileWave3

 Youtube.com/MobileWave3